

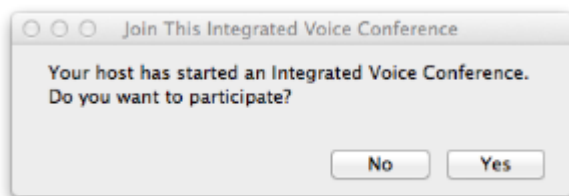
Here is how to join the meeting.

**Title:** IAEG-SDG Open WebEx Meeting on Tier Reclassification 4 December 2019

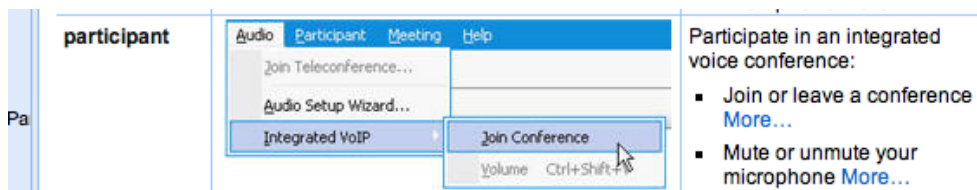
**Date and Time:** Wednesday, 4 December 2019, 8:30am Eastern Standard Time (GMT-05:00)


**Location:** Virtual

1. Visit <https://undesa.webex.com/undesa/j.php?MTID=m22c3888e8bf250ab8e36c5160c17c9e5>
2. You will be requested to provide your name (**Please include your organization in parentheses**) and email address. Click ok.
3. Follow the instructions. You may be requested to provide meeting number and password.
  - a. Meeting number: **735 355 517**
  - b. password: **Meet1234**
4. Click **Join**. The WebEx Meeting Center application will launch automatically. As soon as the application finishes loading you will be in the meeting.
5. If you see a Voice Conference popup window, click "Yes" to participate.



6. Otherwise, go to the top menu and select "Audio" → "Integrated VoIP" → "Join Conference" :



7. **Please remember to have the sound on and to use headphones if your computer doesn't have speakers.** If you wish to speak during the meeting, usage of a headset is recommended to avoid acoustic feedback.
8. After you join the meeting,
  - a. Please **turn off your video feed if your video is on.** (You can do that by clicking on the green video icon  on the right of your name in the participant list. Once the video feed is off, it will turn into grey).
  - b. Please **mute your audio.** (Otherwise your audio will be muted by the host)
9. To leave a meeting, close or quit the WebEx Meeting Center application or click "*Leave Meeting*".

**\*\*\*New\*\*\***

Global call-in numbers: <https://bit.ly/2LNReCD>

Toll-free calling restrictions: [https://www.webex.com/pdf/tollfree\\_restrictions.pdf](https://www.webex.com/pdf/tollfree_restrictions.pdf)